



St Tropez

200 Sunny Isles BLVD
Sunny Isles, FL 33160

Every month we compile this comprehensive market report focus on St Tropez in this convenient and easy to read format. Our datas comes from more than six different sources including MLS Associations, County Offices and Financial Institutions. Get this report for free every month on our website sttropezcondosforsale.com.

Property Stats

POSTAL CODE 33160

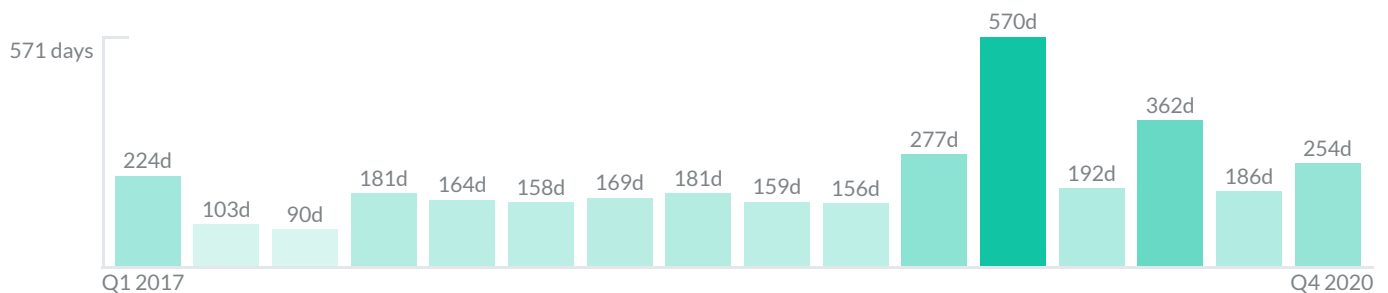
The property stats graph represents the median price evolution since ten years in your postal code area.



Similar Properties

DAYS ON THE MARKET

Everyday 3 months we monitor how many days it takes for similar properties to be sold. This is also a good indicator to know when to buy or sale!



Mortgage Rates

PER YEAR

Understanding mortgage economics is important when you want to buy with a loan. Below is the historical yearly average mortgage rates in the Unites States retrieved from Freddie Mac©

30 YEARS FIXED 4.4%



15 YEARS FIXED 3.9%



5/1-YEAR ADJUSTABLE 3.9%



Schools

CLOSEST

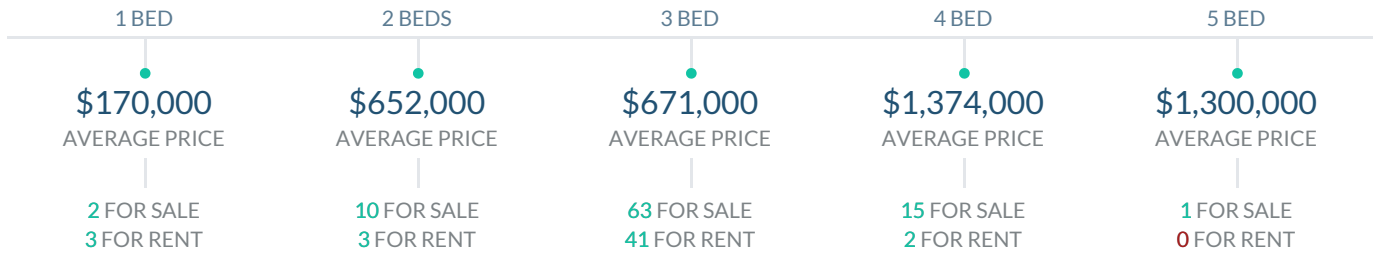
Having good schools nearby is important if you have kids or plan to rent or sell your home. Ratings are retrieved from the leading independent and nonprofit GreatSchools©

ELEMENTARY SCHOOL	MIDDLE SCHOOL	HIGH SCHOOL
Aventura City Of Excellence School	North Miami Middle School	North Miami Beach Senior High School
10/10	4/10	4/10

Insights

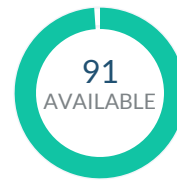
IN ST TROPEZ

Below the average listing prices of available unit per property type.



-239.7% to 7.7%
CAP RATE
Yearly net income when rent

5.8%
NEGOTIABILITY
What you can negotiate



Sale within the last month

Activity

SOLD OR RENTED

Below the latest transactions reported by the local MLS Association for St Tropez

\$1,115,000 4 4

UNIT TH-408 **SOLD** | OCT 2020

\$3,850 2 3

UNIT 1-1604 **RENTED** | OCT 2020

\$1,600 2 2

UNIT 515 **RENTED** | OCT 2020

\$3,400 2 3

UNIT 1-605 **RENTED** | OCT 2020

\$3,750 2 3

UNIT 3-1204 **RENTED** | OCT 2020

\$488,000 2 3

UNIT 2-604 **SOLD** | OCT 2020

Sold

LAST 20 PROPERTIES SOLD IN ST TROPEZ

Unit	Price	Beds/Baths	\$/Sqft	Sqft	Buying Date	Days on Market
TH-408	\$1,115,000	4/4	\$399.8	2,789	Oct 2020	254
2-604	\$488,000	3/2	\$334.7	1,458	Sep 2020	113
3-1201	\$549,000	3/2	\$376.5	1,458	Sep 2020	65
2-1404	\$629,900	3/2	\$432.0	1,458	Sep 2020	37
3-1704	\$560,000	3/2	\$384.1	1,458	Sep 2020	136
3-1004	\$560,000	3/2	\$384.1	1,458	Aug 2020	29
405	\$167,000	1/1	\$305.9	546	Aug 2020	145
2 -1606	\$619,900	3/2	\$415.5	1,492	Aug 2020	142
1503	\$775,000	3/2	\$478.7	1,619	Jul 2020	781
3-1104	\$529,000	3/2	\$362.8	1,458	Jul 2020	222
1-1803	\$545,000	3/2	\$373.8	1,458	Jun 2020	409
520	\$1,325	1/1	\$1.8	725	Jun 2020	105
TH-304	\$520,000	3/4	\$291.3	1,785	Jun 2020	402
3-904	\$545,000	3/2	\$373.8	1,458	May 2020	9
1-1201	\$699,000	3/2	\$483.1	1,447	May 2020	743
3- TS5	\$650,000	3/2	\$435.7	1,492	Apr 2020	378
2901	\$899,000	3/3	\$440.7	2,040	Apr 2020	497
1-803	\$500,000	3/2	\$342.9	1,458	Apr 2020	349
TH407	\$1,050,000	2/3	\$606.6	1,731	Mar 2020	658
3-1103	\$489,000	3/2	\$337.9	1,447	Mar 2020	298

Rented

LAST 20 PROPERTIES RENTED IN ST TROPEZ

Unit	Price	Beds/Baths	\$/Sqft	Sqft	Rented Date	Days on Market
1-1604	\$3,850	3/2	\$2.6	1,492	Oct 2020	99
515	\$1,600	2/2	\$2.2	725	Oct 2020	101
1-605	\$3,400	3/2	\$2.3	1,489	Oct 2020	43
3-1204	\$3,750	3/2	\$2.6	1,458	Oct 2020	188
2-904	\$3,050	3/2	\$2.1	1,458	Sep 2020	114
2-1005	\$3,600	3/2	\$2.4	1,489	Sep 2020	33
2-TSI	\$5,200	4/5	\$1.8	2,911	Sep 2020	177
3-TS6	\$3,200	3/2	\$2.1	1,492	Sep 2020	15
3-1601	\$3,495	3/2	\$2.4	1,458	Sep 2020	74
2-1801	\$3,400	3/2	\$2.3	1,447	Sep 2020	60
3-806	\$3,300	3/2	\$2.2	1,492	Sep 2020	13
2-1204	\$3,500	3/2	\$2.4	1,458	Aug 2020	33
1-1804	\$3,700	3/2	\$2.5	1,492	Aug 2020	34
3-904	\$3,300	3/2	\$2.3	1,458	Aug 2020	37
2-PH2	\$7,900	4/5	\$2.7	2,914	Aug 2020	17
222	\$1,390	1/2	\$1.9	725	Aug 2020	140
3-1605	\$3,500	3/2	\$2.4	1,489	Jul 2020	66
1-1003	\$3,100	3/2	\$2.1	1,458	Jul 2020	28
2-601	\$3,550	3/2	\$2.5	1,447	Jul 2020	86
3-606	\$3,700	3/2	\$2.5	1,492	Jun 2020	17

Currently Listed

ACTIVE LISTINGS 1/7

Unit	Price	Beds/Baths	\$/Sqft	Sqft	Listing Date	Owner
TH-309	\$627,500	2/2	\$326.0	1925	Oct 2020	N/A
TH405	\$900,000	2/3	\$519.9	1731	Sep 2020	N/A
TH-308	\$1,099,000	4/4	\$394.0	2789	Oct 2020	TR ASSESSORI...
PH-5	\$1,045,000	3/4	\$344.9	3030	Sep 2020	N/A
I-1704	\$3,900/mth	3/2	N/A	N/A	Sep 2020	N/A
TH305	\$850,000	2/3	\$491.0	1731	Sep 2020	N/A
I-1704	\$770,000	3/2	N/A	N/A	Sep 2020	REFERENCE O...
TH-306	\$865,000	2/3	N/A	N/A	Sep 2020	N/A
TH401	\$4,000/mth	2/2	\$2.2	1849	Sep 2020	JOSE A GIME...
TH-207	\$850,000	2/2	\$515.8	1648	Sep 2020	N/A
TH401	\$4,000/mth	2/2	\$2.2	1849	Sep 2020	JOSE A GIME...
TH401	\$4,000/mth	2/2	\$2.2	1849	Sep 2020	JOSE A GIME...
TH-205	\$5,000/mth	3/4	\$2.2	2239	Sep 2020	RODRIGO AL...
TH-409	\$749,000	3/2	\$389.1	1925	Oct 2020	N/A
TH-307	\$599,000	2/2	\$363.5	1648	Oct 2020	N/A
1-604	\$5,500/mth	3/2	\$3.7	1492	Sep 2020	N/A
1-TH30	\$999,000	4/4	\$358.2	2789	Sep 2020	ELENA ALINA...
1-604	\$749,999	3/2	\$502.7	1492	Sep 2020	N/A
1-1105	\$5,500/mth	3/2	\$3.7	1489	Sep 2020	IGOR NESTOR
1-1102	\$6,500/mth	3/2	\$4.4	1461	Sep 2020	LUIZ AUGUST...

Currently Listed

ACTIVE LISTINGS 2/7

Unit	Price	Beds/Baths	\$/Sqft	Sqft	Listing Date	Owner
1-1105	\$739,999	3/2	\$497.0	1489	Sep 2020	IGOR NESTOR
1-606	\$475,000	3/2	\$318.4	1492	Sep 2020	ALMA SOCHE...
1-603	\$3,750/mth	3/2	\$2.6	1458	Sep 2020	N/A
1-1004	\$847,000	3/2	\$567.7	1492	Sep 2020	N/A
1-1004	\$4,500/mth	3/2	\$3.0	1492	Sep 2020	N/A
1-UP...	\$1,499,000	4/5	\$514.9	2911	Sep 2020	JEAN JACQUE...
1-806	\$580,000	3/2	\$397.8	1458	Sep 2020	N/A
1-1505	\$999,999	3/2	\$671.6	1489	Sep 2020	NUCCI VIDAL...
1-1606	\$3,900/mth	3/2	\$2.7	1458	Oct 2020	SEDDIK M SE...
1-1702	\$695,000	3/2	\$475.7	1461	Oct 2020	N/A
1-PH2	\$1,500,000	4/5	\$515.3	2911	Sep 2020	N/A
1-1505	\$4,500/mth	3/2	\$3.0	1489	Sep 2020	NUCCI VIDAL...
1-1101	\$489,000	3/2	\$337.9	1447	Sep 2020	N/A
1-1104	\$3,800/mth	3/2	\$2.5	1492	Sep 2020	MICHAEL KO...
1-UP...	\$1,295,000	4/5	\$444.9	2911	Sep 2020	JEAN JACQUE...
1-706	\$520,000	3/2	\$356.7	1458	Sep 2020	N/A
1-TS1	\$1,890,000	4/5	\$648.6	2914	Oct 2020	GAETANO BU...
1-805	\$660,000	3/2	\$443.3	1489	Sep 2020	N/A
1-805	\$4,000/mth	3/2	\$2.7	1489	Sep 2020	N/A
1-1601	\$689,000	3/2	\$476.2	1447	Sep 2020	N/A

Currently Listed

ACTIVE LISTINGS 3/7

Unit	Price	Beds/Baths	\$/Sqft	Sqft	Listing Date	Owner
1-703	\$515,000	3/2	\$353.2	1458	Sep 2020	N/A
1-1406	\$595,000	3/2	\$408.1	1458	Sep 2020	N/A
1-1603	\$3,800/mth	3/2	\$2.6	1458	Sep 2020	GVM8 LLC C/...
1-1103	\$695,000	3/2	\$476.7	1458	Oct 2020	N/A
1-901	\$525,000	3/2	\$362.8	1447	Oct 2020	N/A
1-504	\$849,000	3/2	\$566.4	1499	Oct 2020	N/A
1-UP...	\$1,900,000	4/5	\$652.0	2914	Oct 2020	N/A
1-UP...	\$9,000/mth	4/5	\$3.1	2914	Oct 2020	N/A
2-1701	\$809,000	3/2	\$559.1	1447	Sep 2020	N/A
2-1403	\$600,000	3/2	\$410.7	1461	Sep 2020	RBA REAL EST...
2-UP...	\$1,990,000	4/5	\$683.6	2911	Sep 2020	N/A
2-1404	\$650,000	3/2	\$445.8	1458	Sep 2020	N/A
2-1602	\$685,000	3/2	\$468.9	1461	Sep 2020	N/A
2-1603	\$560,000	3/2	\$383.3	1461	Sep 2020	SURI REAL ES...
2-TS2	\$1,300,000	5/5	\$446.1	2914	Oct 2020	RICARDO LEITE
2-1103	\$600,000	3/2	\$410.7	1461	Sep 2020	PASTOR CAN...
2-1001	\$699,500	3/2	\$483.4	1447	Sep 2020	DOMINICK FL...
2-1505	\$635,000	3/2	\$426.5	1489	Sep 2020	
2-1205	\$650,000	3/2	\$436.5	1489	Sep 2020	STEPHEN FOS...
2-601	\$565,000	3/2	\$390.5	1447	Sep 2020	N/A

Currently Listed

ACTIVE LISTINGS 4/7

Unit	Price	Beds/Baths	\$/Sqft	Sqft	Listing Date	Owner
2-601	\$3,550/mth	3/2	\$2.5	1447	Sep 2020	N/A
2-1803	\$689,000	3/2	\$471.6	1461	Sep 2020	N/A
2-1105	\$4,400/mth	3/2	\$3.0	1489	Sep 2020	CRISTIANE R...
2-601	\$565,000	3/2	\$390.5	1447	Sep 2020	N/A
2-UP...	\$1,500,000	4/5	\$514.8	2914	Sep 2020	N/A
2-1204	\$630,000	3/2	\$432.1	1458	Sep 2020	
2-1404	\$3,300/mth	3/2	\$2.3	1458	Sep 2020	N/A
2-1505	\$3,900/mth	3/2	\$2.6	1489	Oct 2020	
2-803	\$4,500/mth	3/2	\$3.1	1461	Sep 2020	DELMA CARV...
2-1701	\$809,000	3/2	N/A	N/A	Sep 2020	N/A
2-1702	\$649,000	3/2	\$444.2	1461	Sep 2020	N/A
2-703	\$3,500/mth	3/2	\$2.4	1461	Sep 2020	
2-PH1	\$1,990,000	4/5	\$683.6	2911	Sep 2020	N/A
2-806	\$4,500/mth	3/2	\$3.0	1492	Oct 2020	STACEY Latoy...
2-704	\$5,500/mth	3/2	\$3.8	1458	Oct 2020	ALESSANDRO...
3-701	\$680,000	3/2	\$466.4	1458	Sep 2020	N/A
3-TS3	\$650,000	3/2	\$449.2	1447	Sep 2020	N/A
3-506	\$899,000	3/2	\$599.7	1499	Sep 2020	N/A
3-TS6	\$729,900	3/2	\$489.2	1492	Sep 2020	ALEXEY KARP...
3-905	\$705,000	3/2	\$473.5	1489	Sep 2020	N/A

Currently Listed

ACTIVE LISTINGS 5/7

Unit	Price	Beds/Baths	\$/Sqft	Sqft	Listing Date	Owner
3-905	\$3,800/mth	3/2	\$2.6	1489	Oct 2020	N/A
3-1603	\$689,000	3/2	\$476.2	1447	Oct 2020	N/A
3-503	\$990,000	4/4	\$572.6	1729	Sep 2020	N/A
3-503	\$5,990/mth	4/3	\$3.5	1729	Sep 2020	N/A
3-1603	\$3,950/mth	3/2	\$2.7	1447	Oct 2020	N/A
3-TS2	\$638,000	3/2	\$436.7	1461	Oct 2020	N/A
3-806	\$649,000	3/2	\$435.0	1492	Sep 2020	NADEZDA GE...
3-902	\$530,000	3/3	\$362.8	1461	Oct 2020	N/A
3-1005	\$4,400/mth	3/2	\$3.0	1489	Sep 2020	FLAVIA M VAS...
3-606	\$549,000	3/2	\$368.0	1492	Sep 2020	N/A
3-1504	\$4,400/mth	3/2	\$3.0	1458	Oct 2020	JORGE D OSPI...
3-1604	\$3,800/mth	3/2	\$2.6	1458	Sep 2020	N/A
3-505	\$1,200,000	3/2	\$805.9	1489	Sep 2020	DENILSON G...
3-1804	\$4,500/mth	3/2	\$3.1	1458	Sep 2020	N/A
3-506	\$4,500/mth	3/2	\$3.0	1499	Sep 2020	N/A
3-TS6	\$730,000	3/2	\$489.3	1492	Sep 2020	ALEXEY KARP...
3-1201	\$3,600/mth	3/2	\$2.5	1458	Sep 2020	N/A
3-702	\$3,500/mth	3/2	\$2.4	1461	Sep 2020	N/A
3-806	\$3,500/mth	3/2	\$2.3	1492	Sep 2020	NADEZDA GE...
3-1206	\$3,650/mth	3/2	\$2.4	1492	Sep 2020	N/A

Currently Listed

ACTIVE LISTINGS 6/7

Unit	Price	Beds/Baths	\$/Sqft	Sqft	Listing Date	Owner
3-803	\$625,000	3/2	\$431.9	1447	Sep 2020	GUMAR CON...
3-605	\$635,000	3/2	\$426.5	1489	Sep 2020	N/A
3-803	\$3,700/mth	3/2	\$2.6	1447	Sep 2020	GUMAR CON...
3-703	\$3,700/mth	3/2	\$2.6	1447	Sep 2020	N/A
3-1705	\$3,500/mth	3/2	\$2.4	1489	Sep 2020	ANGELICA C...
3-170...	\$4,000/mth	3/2	\$2.7	1458	Oct 2020	N/A
3-806	\$581,000	3/2	\$389.4	1492	Oct 2020	NADEZDA GE...
3-1206	\$630,000	3/2	\$422.3	1492	Oct 2020	N/A
3-1605	\$530,000	3/2	\$355.9	1489	Oct 2020	D & M USA LL...
101	\$1,450/mth	1/2	\$2.0	725	Sep 2020	CARLOS GUST...
103	\$169,900	1/1	\$312.3	544	Oct 2020	RONALDO AL...
315	\$1,600/mth	1/2	\$2.2	725	Sep 2020	ANA SHNAID...
420	\$169,900	1/2	\$234.3	725	Sep 2020	MARIA M PUL...
502	\$1,175,000	4/3	\$614.5	1912	Sep 2020	N/A
502	\$1,200,000	4/3	\$627.6	1912	Sep 2020	REFERENCE O...
503	\$750,000	4/3	\$431.3	1739	Oct 2020	N/A
504 L...	\$840,000	4/3	\$483.0	1739	Oct 2020	REFERENCE O...
506	\$900,000	3/2	\$602.8	1493	Oct 2020	N/A
522	\$1,500/mth	1/2	\$2.1	725	Oct 2020	JOHN PETRO...
602	\$530,000	3/2	N/A	N/A	Oct 2020	N/A

Currently Listed

ACTIVE LISTINGS 7/7

Unit	Price	Beds/Baths	\$/Sqft	Sqft	Listing Date	Owner
802	\$650,000	3/2	N/A	N/A	Sep 2020	BEACH DEVE...
806	\$4,000/mth	3/2	N/A	N/A	Sep 2020	STACEY Latoy...
1002	\$3,000/mth	3/2	N/A	N/A	Sep 2020	REFERENCE O...
1005	\$795,000	3/2	\$533.9	1489	Sep 2020	FLAVIA M VAS...
1209	\$650,000	2/3	\$247.1	2630	Sep 2020	SAMIM CIFTCI
1401	\$599,000	3/3	\$293.6	2040	Oct 2020	N/A
1406	\$604,000	3/2	\$404.8	1492	Oct 2020	N/A
1502	\$3,900/mth	3/2	\$2.7	1461	Sep 2020	LUNA PAR IN...
1503	\$775,000	3/2	N/A	N/A	Sep 2020	REX M BARKER
1506	\$4,900/mth	3/2	\$3.3	1489	Sep 2020	REMAJ USA LL...
1703	\$775,000	3/2	\$478.7	1619	Sep 2020	N/A
1706	\$4,500/mth	3/2	N/A	N/A	Sep 2020	N/A
1706	\$4,500/mth	3/3	N/A	N/A	Sep 2020	REFERENCE O...
1805	\$760,000	3/2	\$510.4	1489	Dec 2019	OLUFEMI FO...
1805	\$3,900	3/2	\$2.6	1489	Oct 2020	OLUFEMI FO...
1805	\$650,000	3/2	\$436.5	1489	Sep 2020	OLUFEMI FO...
1806	\$600,000	3/2	N/A	N/A	Sep 2020	REFERENCE O...
1810	\$460,000	2/2	\$262.9	1750	Sep 2020	BORYS CZAR...
2508	\$340,000	2/2	\$217.9	1560	Sep 2020	HASAN POLA...
2708	\$375,000	2/2	\$240.4	1560	Oct 2020	ALI ENIS CIFTCI