



## St Tropez

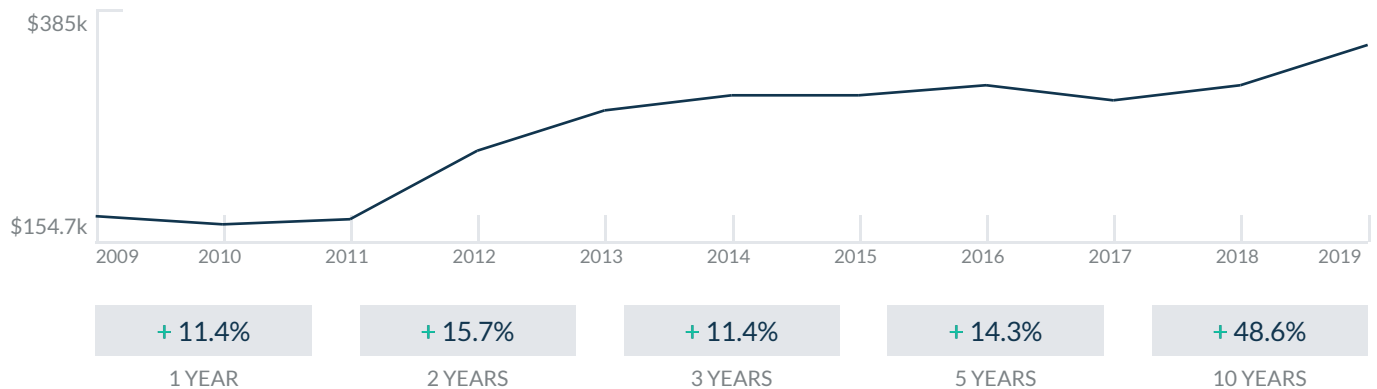
200 Sunny Isles BLVD  
Sunny Isles, FL 33160

Every month we compile this comprehensive market report focus on St Tropez in this convenient and easy to read format. Our datas comes from more than six different sources including MLS Associations, County Offices and Financial Institutions. Get this report for free every month on our website [sttropezcondosforsale.com](http://sttropezcondosforsale.com).

## Property Stats

POSTAL CODE 33160

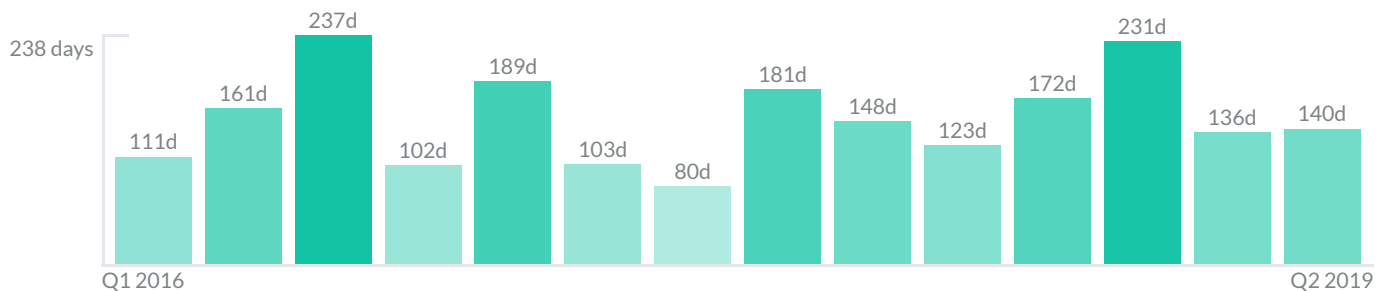
The property stats graph represents the median price evolution since ten years in your postal code area.



## Similar Properties

DAYS ON THE MARKET

Everyday 3 months we monitor how many days it takes for similar properties to be sold. This is also a good indicator to know when to buy or sale!



# Mortgage Rates

PER YEAR

Understanding mortgage economics is important when you want to buy with a loan. Below is the historical yearly average mortgage rates in the Unites States retrieved from Freddie Mac©

30 YEARS FIXED 4.4%



15 YEARS FIXED 3.9%



5/1-YEAR ADJUSTABLE 3.9%



# Schools

CLOSEST

Having good schools nearby is important if you have kids or plan to rent or sell your home. Ratings are retrieved from the leading independent and nonprofit GreatSchools©

ELEMENTARY SCHOOL	MIDDLE SCHOOL	HIGH SCHOOL
Aventura City Of Excellence School	North Miami Middle School	North Miami Beach Senior High School
10/10	4/10	4/10

# Insights

IN ST TROPEZ







Below the average listing prices of available unit per property type.



# Activity

SOLD OR RENTED

Below the latest transactions reported by the local MLS Association for St Tropez

 <p>\$300,000</p> <p>UNIT 2105</p> <p>2 Bath 2 Bed</p> <p><b>SOLD</b>   JUL 2018</p>	 <p>\$1,200</p> <p>UNIT 306</p> <p>1 Bath 1 Bed</p> <p><b>RENTED</b>   MAR 2019</p>	 <p>\$3,800</p> <p>UNIT 1006</p> <p>2 Bath 3 Bed</p> <p><b>RENTED</b>   SEP 2018</p>
 <p>\$215,000</p> <p>UNIT 419</p> <p>1 Bath 2 Bed</p> <p><b>SOLD</b>   FEB 2019</p>	 <p>\$1,800</p> <p>UNIT 522</p> <p>1 Bath 1 Bed</p> <p><b>RENTED</b>   MAR 2019</p>	 <p>\$680,000</p> <p>UNIT 3-1606</p> <p>2 Bath 3 Bed</p> <p><b>SOLD</b>   SEP 2018</p>

## Sold

LAST 20 PROPERTIES SOLD IN ST TROPEZ

Unit	Price	Beds/Baths	\$/Sqft	Sqft	Buying Date	Days on Market
3-1606	\$680,000	3/2	\$455.8	1,492	Apr 2019	172
304	\$253,500	1/1	\$253.5	1,000	Apr 2019	179
514	\$155,000	1/1	\$213.8	725	Apr 2019	68
2709	\$679,000	3/2	\$258.2	2,630	Mar 2019	431
712	\$275,000	2/2	\$209.9	1,310	Mar 2019	136
504	\$219,900	1/1	\$219.9	1,000	Feb 2019	30
907	\$449,000	3/2	\$237.6	1,890	Feb 2019	162
2-1805	\$795,500	3/2	\$534.3	1,489	Feb 2019	41
710	\$220,000	1/1	\$211.5	1,040	Jan 2019	21
606	\$499,000	3/2	\$244.6	2,040	Jan 2019	225
2-1802	\$825,000	3/2	\$564.7	1,461	Jan 2019	43
707	\$299,000	2/2	\$231.8	1,290	Dec 2018	138
3-1101	\$648,000	3/2	\$444.4	1,458	Dec 2018	200
1-TH...	\$699,000	2/2	\$424.2	1,648	Nov 2018	4
107	\$159,000	1/1	\$296.6	536	Nov 2018	22
1206	\$665,000	3/2	\$326.0	2,040	Nov 2018	1003
507	\$175,000	1/1	\$326.5	536	Oct 2018	216
1506	\$2,900,000	4/4	\$452.9	6,403	Oct 2018	37
705	\$300,000	2/2	\$171.4	1,750	Sep 2018	138
2208	\$329,000	2/2	\$210.9	1,560	Aug 2018	258

## Rented

LAST 20 PROPERTIES RENTED IN ST TROPEZ

Unit	Price	Beds/Baths	\$/Sqft	Sqft	Rented Date	Days on Market
1802	\$3,400	3/2	\$2.1	1,619	Apr 2019	50
207	\$1,700	2/2	\$1.8	940	Apr 2019	40
414	\$1,500	2/1	\$2.1	725	Mar 2019	187
504	\$1,300	1/1	\$2.4	536	Mar 2019	11
2-1205	\$3,700	3/2	\$2.5	1,489	Feb 2019	117
3-806	\$3,400	3/2	\$2.3	1,492	Feb 2019	44
1-702	\$3,500	3/2	\$2.4	1,461	Feb 2019	70
3-1201	\$3,700	3/2	\$2.5	1,458	Jan 2019	102
708	\$1,550	1/1	\$1.5	1,040	Jan 2019	173
2505	\$4,449	2/2	\$2.5	1,750	Jan 2019	147
2-TSI	\$6,800	4/4	\$2.3	3,000	Dec 2018	21
220	\$1,800	2/1	\$2.5	725	Dec 2018	85
2-803	\$4,900	3/2	\$3.4	1,461	Dec 2018	105
515	\$1,400	1/1	\$2.3	620	Dec 2018	29
1205	\$3,100	2/2	\$1.8	1,750	Dec 2018	141
1-1505	\$4,500	3/2	\$3.0	1,489	Nov 2018	25
2709	\$3,750	2/3	\$1.4	2,630	Nov 2018	189
3-1004	\$3,700	3/2	\$2.6	1,447	Nov 2018	165
3-1601	\$3,800	3/2	\$2.6	1,458	Nov 2018	35
1610	\$3,500	2/2	\$2.0	1,750	Nov 2018	130

## Currently Listed

---

ACTIVE LISTINGS 1/8

Unit	Price	Beds/Baths	\$/Sqft	Sqft	Listing Date	Owner
TH402	\$1,590,000	5/4	\$478.5	3323	Feb 2019	N/A
TH407	\$1,050,000	2/2	\$606.6	1731	May 2018	N/A
PH2	\$1,600,000	3/2	\$499.5	3203	May 2018	N/A
TH405	\$900,000	2/2	\$519.9	1731	May 2018	N/A
TH-205	\$979,000	3/4	\$437.2	2239	Aug 2018	RODRIGO AL...
TH-408	\$1,618,000	4/3	\$580.1	2789	Aug 2018	N/A
TH-308	\$1,190,000	4/3	\$426.7	2789	Oct 2018	N/A
TH-207	\$950,000	2/2	\$576.5	1648	Jan 2019	N/A
PH-5	\$1,199,000	3/3	\$395.7	3030	Dec 2018	N/A
N/A	\$4,250,000	6/6	\$832.7	5104	Feb 2019	N/A
TH-408	\$13,000/mth	4/3	\$4.7	2789	Feb 2019	N/A
N/A	\$5,300/mth	4/2	\$2.5	2099	Feb 2019	N/A
PH-6	\$1,795,000	3/3	\$529.5	3390	Feb 2019	N/A
I-1704	\$4,200/mth	3/2	N/A	N/A	Mar 2019	N/A
TH-304	\$705,000	3/3	\$395.0	1785	May 2019	N/A
1-604	\$5,500/mth	3/2	\$3.7	1492	Sep 2014	ROBERTO CA...
1-TH30	\$999,000	4/4	\$358.2	2789	Jan 2016	ELENA ALINA...
1-505	\$5,500/mth	3/2	\$3.7	1489	Sep 2016	N/A
1-604	\$919,000	3/2	\$616.0	1492	Mar 2017	ROBERTO CA...
1-1102	\$7,500/mth	3/2	\$5.1	1461	Oct 2017	LUIZ AUGUST...

## Currently Listed

---

ACTIVE LISTINGS 2/8

Unit	Price	Beds/Baths	\$/Sqft	Sqft	Listing Date	Owner
1-1105	\$5,500/mth	3/2	\$3.7	1489	Oct 2017	IGOR NESTOR
1-601	\$3,200/mth	3/2	\$2.2	1447	Mar 2019	N/A
1-1001	\$4,300/mth	3/2	\$3.0	1447	Dec 2017	COPPINTER X...
1-1201	\$699,000	3/2	\$483.1	1447	Mar 2018	MARCELO LA...
1-504	\$999,000	3/2	\$666.4	1499	May 2018	N/A
1-1105	\$895,000	3/2	\$601.1	1489	Jun 2018	IGOR NESTOR
1-1701	\$950,000	3/2	\$656.5	1447	Jun 2018	N/A
1-606	\$645,000	3/2	\$432.3	1492	Jul 2018	ALMA SOCHE...
1-504	\$6,000/mth	3/2	\$4.0	1499	Sep 2018	N/A
1-901	\$617,000	3/2	\$426.4	1447	Nov 2018	N/A
1-1706	\$659,990	3/2	\$452.7	1458	Dec 2018	N/A
1-1706	\$3,490/mth	3/2	\$2.4	1458	Dec 2018	N/A
1-1403	\$3,850/mth	3/2	\$2.6	1458	Dec 2018	N/A
1-1603	\$3,950/mth	3/2	\$2.7	1458	Feb 2019	N/A
1-TH30	\$7,250/mth	4/4	\$2.6	2789	Feb 2019	N/A
1-1101	\$599,000	3/2	\$414.0	1447	Feb 2019	N/A
1-603	\$4,500/mth	3/2	\$3.1	1458	Mar 2019	N/A
1-803	\$565,000	3/2	\$387.5	1458	Mar 2019	N/A
1-1004	\$848,000	3/2	\$568.4	1492	Apr 2019	N/A
1-1004	\$4,000/mth	3/2	\$2.7	1492	Apr 2019	N/A

## Currently Listed

---

ACTIVE LISTINGS 3/8

Unit	Price	Beds/Baths	\$/Sqft	Sqft	Listing Date	Owner
1-1803	\$4,200/mth	3/2	\$2.9	1458	Apr 2019	N/A
1-1803	\$749,000	3/2	\$513.7	1458	Apr 2019	N/A
1-UP...	\$1,750,000	4/4	\$601.2	2911	Apr 2019	N/A
2-1704	\$4,200/mth	3/2	\$2.9	1458	Oct 2015	RHOD WILLIA...
2-1701	\$809,000	3/2	\$559.1	1447	Oct 2015	N/A
2-1403	\$600,000	3/2	\$410.7	1461	Jan 2017	RBA REAL EST...
2-UP...	\$1,990,000	4/4	\$683.6	2911	Aug 2017	N/A
2-1603	\$3,000/mth	3/2	\$2.1	1461	Jul 2018	SURI REAL ES...
2-1002	\$649,900	3/2	\$444.8	1461	Nov 2018	N/A
2-904	\$4,900/mth	3/2	\$3.4	1458	Nov 2018	N/A
2-702	\$619,000	3/2	\$423.7	1461	Nov 2018	N/A
2-505	\$895,000	3/2	\$601.1	1489	Nov 2018	N/A
2-505	\$4,800/mth	3/2	\$3.2	1489	Nov 2018	N/A
2-1202	\$4,500/mth	3/2	\$3.1	1461	Dec 2018	N/A
2-1803	\$689,000	3/2	\$471.6	1461	Dec 2018	N/A
2-704	\$4,500/mth	3/2	\$3.1	1458	Jan 2019	N/A
2-PH2	\$9,500/mth	4/4	\$3.3	2914	Jan 2019	N/A
2-504...	\$7,000/mth	4/3	\$4.0	1746	Feb 2019	N/A
2-1002	\$3,950/mth	3/2	\$2.7	1461	Feb 2019	N/A
2-1205	\$695,000	3/2	\$466.8	1489	Feb 2019	N/A



## Currently Listed

---

ACTIVE LISTINGS 4/8

Unit	Price	Beds/Baths	\$/Sqft	Sqft	Listing Date	Owner
2-TS3	\$1,500,000	4/4	\$496.7	3020	Feb 2019	N/A
2-1404	\$699,000	3/2	\$479.4	1458	Feb 2019	N/A
2-1005	\$799,000	3/2	\$536.6	1489	Mar 2019	N/A
2-1602	\$685,000	3/2	\$468.9	1461	Mar 2019	N/A
2-1105	\$4,400/mth	3/2	\$3.0	1489	Mar 2019	N/A
2-504...	\$850,000	4/3	\$486.8	1746	Apr 2019	N/A
2-803	\$5,000/mth	3/2	\$3.4	1461	Apr 2019	N/A
2-806	\$4,000/mth	3/2	\$2.7	1492	Apr 2019	N/A
2-1503	\$3,800/mth	3/2	\$2.6	1461	Apr 2019	N/A
2-1603	\$660,000	3/2	\$451.7	1461	Apr 2019	N/A
2-1205	\$3,700/mth	3/2	\$2.5	1489	May 2019	N/A
3-506	\$998,000	3/2	\$665.8	1499	Feb 2016	N/A
3-801	\$599,000	3/2	\$410.8	1458	Sep 2016	MARCELO LA...
3-1806	\$669,000	3/2	\$458.8	1458	Oct 2016	REFERENCE O...
3-901	\$790,000	3/2	\$541.8	1458	Mar 2017	MARIO ALEX...
3-1703	\$614,000	3/2	\$424.3	1447	Jan 2018	FULVIO PASS...
3-1405	\$743,000	3/2	\$499.0	1489	May 2018	N/A
3-605	\$639,000	3/2	\$429.1	1489	Aug 2018	N/A
3-705	\$679,900	3/2	\$456.6	1489	Aug 2018	N/A
3-701	\$680,000	3/2	\$466.4	1458	Aug 2018	N/A

## Currently Listed

---

ACTIVE LISTINGS 5/8

Unit	Price	Beds/Baths	\$/Sqft	Sqft	Listing Date	Owner
3-1001	\$650,000	3/2	\$445.8	1458	Sep 2018	N/A
3-1201	\$699,900	3/2	\$480.0	1458	Sep 2018	N/A
3-1001	\$4,350/mth	3/2	\$3.0	1458	Sep 2018	N/A
3-1804	\$780,000	3/2	\$535.0	1458	Oct 2018	N/A
3-TS6	\$739,900	3/2	\$495.9	1492	Oct 2018	N/A
3-705	\$3,475/mth	3/2	\$2.3	1489	Oct 2018	N/A
3-1005	\$795,000	3/2	\$533.9	1489	Jan 2019	N/A
3-1005	\$4,300/mth	3/2	\$2.9	1489	Jan 2019	N/A
3-TS5	\$720,000	3/2	\$482.6	1492	Jan 2019	N/A
3-902	\$720,000	3/2	\$492.8	1461	Jan 2019	N/A
3-803	\$710,000	3/2	\$490.7	1447	Jan 2019	N/A
3-110...	\$675,000	3/2	\$463.0	1458	Jan 2019	N/A
3-503	\$6,700/mth	4/3	\$3.5	1925	Feb 2019	N/A
3-904	\$649,999	3/2	\$445.8	1458	Feb 2019	N/A
3-505	\$1,199,000	3/2	\$805.2	1489	Feb 2019	N/A
3-906	\$699,999	3/2	\$469.2	1492	Mar 2019	N/A
3-1601	\$4,150/mth	3/2	\$2.8	1458	Mar 2019	N/A
3-1103	\$599,000	3/2	\$414.0	1447	Mar 2019	N/A
3-TS3	\$739,900	3/2	\$511.3	1447	Mar 2019	N/A
3-506	\$5,450/mth	3/2	\$3.6	1499	Mar 2019	N/A

## Currently Listed

---

ACTIVE LISTINGS 6/8

Unit	Price	Beds/Baths	\$/Sqft	Sqft	Listing Date	Owner
103	\$169,900	1/1	\$312.3	544	Nov 2018	N/A
204	\$199,900	1/1	\$219.7	910	Jan 2018	N/A
305	\$395,000	2/2	\$306.2	1290	Feb 2016	ABRAHAM BE...
306	\$240,000	1/1	\$439.6	546	Feb 2019	N/A
310	\$229,000	1/1	\$229.0	1000	Nov 2018	N/A
312	\$269,000	2/2	\$205.3	1310	Dec 2017	ESTELA C DE...
401	\$1,500/mth	1/1	N/A	N/A	Oct 2018	N/A
403	\$240,000	1/1	\$240.0	1000	Jan 2019	N/A
406	\$229,000	1/1	\$229.0	1000	Jan 2019	N/A
406	\$3,000/mth	1/1	\$3.0	1000	Jan 2019	N/A
408	\$298,500	2/2	\$191.3	1560	Apr 2018	N/A
412	\$169,000	1/1	\$272.6	620	Jan 2019	N/A
500	\$1,800/mth	2/1	\$2.5	725	Mar 2019	N/A
502	\$1,175,000	4/3	\$614.5	1912	Feb 2017	N/A
502	\$1,200,000	4/3	\$627.6	1912	May 2017	REFERENCE O...
502	\$399,900	3/2	\$211.6	1890	Feb 2019	N/A
503	\$1,220,000	4/3	\$701.6	1739	Mar 2017	N/A
504 L...	\$840,000	4/3	\$483.0	1739	Mar 2019	N/A
506	\$235,000	1/1	\$235.0	1000	Dec 2018	N/A
506	\$639,000	3/2	\$313.2	2040	Dec 2018	N/A

## Currently Listed

---

ACTIVE LISTINGS 7/8

Unit	Price	Beds/Baths	\$/Sqft	Sqft	Listing Date	Owner
509	\$580,000	2/3	\$220.5	2630	Sep 2018	N/A
510	\$169,999	1/1	\$274.2	620	Mar 2019	N/A
603	\$270,000	2/2	\$173.1	1560	Dec 2018	N/A
707	\$499,000	3/2	\$249.0	2004	Feb 2017	RAFAEL SANT...
708	\$269,900	1/1	\$259.5	1040	Feb 2019	N/A
805	\$335,000	2/2	\$191.4	1750	Feb 2019	N/A
809	\$499,000	2/3	\$189.7	2630	Dec 2018	N/A
1006	\$515,000	3/2	\$252.5	2040	Sep 2018	N/A
1009	\$595,000	2/3	\$226.2	2630	Dec 2016	RICHARDE K...
1102	\$3,450/mth	3/2	N/A	N/A	Feb 2019	N/A
1203	\$749,000	3/2	N/A	N/A	Apr 2018	BARRA BEAC...
1209	\$685,000	2/3	\$260.5	2630	Feb 2019	N/A
1401	\$715,000	3/3	\$350.5	2040	Nov 2018	N/A
1402	\$900,000	3/2	\$616.0	1461	Mar 2019	N/A
1406	\$690,000	3/2	\$463.4	1489	Apr 2018	N/A
1406	\$4,500/mth	3/2	\$3.0	1489	Oct 2018	N/A
1501	\$675,000	3/2	\$330.9	2040	Jan 2018	LIGIA MARIA...
1503	\$768,000	3/2	\$474.4	1619	Apr 2018	ROBERTO DE...
1504	\$630,000	3/3	\$243.2	2590	Sep 2018	N/A
1506	\$790,000	3/2	\$530.6	1489	Oct 2018	N/A

## Currently Listed

---

ACTIVE LISTINGS 8/8

Unit	Price	Beds/Baths	\$/Sqft	Sqft	Listing Date	Owner
1506	\$4,900/mth	3/2	\$3.3	1489	Oct 2018	N/A
1508	\$368,000	2/2	\$235.9	1560	Sep 2018	N/A
1509	\$619,000	3/3	\$235.4	2630	Nov 2018	N/A
1605	\$749,000	3/2	\$503.0	1489	Feb 2018	D & M USA LL...
1605	\$4,999/mth	3/2	\$3.4	1489	Feb 2018	D & M USA LL...
1701	\$675,000	3/2	\$330.9	2040	Feb 2019	N/A
1702	\$815,000	3/2	\$504.6	1615	May 2018	N/A
1703	\$775,000	3/2	\$478.7	1619	May 2018	N/A
1805	\$4,700/mth	3/2	\$3.2	1489	Aug 2018	OLUFEMI FO...
1805	\$760,000	3/2	\$510.4	1489	Feb 2019	N/A
1810	\$520,000	2/2	\$297.1	1750	May 2018	BORYS CZAR...
2101	\$599,000	3/2	\$293.6	2040	Oct 2018	N/A
2107	\$649,000	2/2	N/A	N/A	Jan 2019	N/A
2307	\$650,000	2/2	\$325.0	2000	Jan 2019	N/A
2505	\$619,400	2/2	\$353.9	1750	May 2018	N/A
2508	\$429,000	2/2	\$275.0	1560	Dec 2018	N/A
2510	\$585,000	2/2	\$334.3	1750	Apr 2017	TERESITA C G...
2605	\$549,000	2/2	\$313.7	1750	Feb 2019	N/A
2708	\$455,000	2/2	\$291.7	1560	Mar 2019	N/A
2901	\$899,000	3/2	\$440.7	2040	Sep 2018	N/A